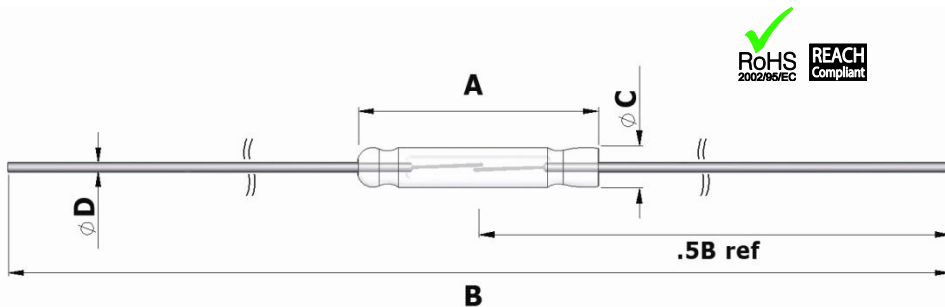


# GP400 Reed Switch



## Contact Information:

Standex-Meder Electronics  
World Headquarters  
4538 Camberwell Road  
Cincinnati, OH 45209 USA

Standex Americas (OH)  
+1.866.STANDEX  
(+1.866.782.6339)  
info@standexelectronics.com

Meder Americas (MA)  
+1.800.870.5385  
salesusa@standexmeder.com

Standex-Meder Asia (Shanghai)  
+86.21.37820625  
salesasia@standexmeder.com

Standex-Meder Europe (Germany)  
+49.7731.8399.0  
info@standexmeder.com

- Professional grade ultra miniature reed switch with PGM alloy contacts
- Designed for applications requiring a small switch with very low available magnetic fields
- Useful in automotive, industrial control, communications applications and many more

## Physical Characteristics

<b>A</b>	<b>Glass Length (Max.)</b>	10.0 mm
<b>B</b>	<b>Overall Length (Max.)</b>	54 mm
<b>C</b>	<b>Glass Diameter (Max.)</b>	1.9 mm
<b>D</b>	<b>Lead Diameter (Nom.)</b>	0.41 mm

## Electrical Characteristics

<b>Contact Arrangement</b>	Form A (SPST), Centre Gap
<b>Contact Material</b>	PGM alloy
<b>Power Rating (Max.)<sup>1</sup></b>	10 Watts
<b>Switching Current (Max.) DC or Peak AC</b>	0.5 Amps
<b>Carry Current (Max.) DC or Peak AC</b>	0.8 Amps
<b>Switching Voltage (Max.) DC or Peak AC</b>	180 V
<b>Breakdown Voltage (Min. @20AT)<sup>2</sup></b>	230 VDC
<b>Contact Resistance (Max.)</b>	125 Milliohms
<b>Insulation Resistance (Min.)</b>	10 <sup>12</sup> Ohms
<b>Contact Capacitance (Max.) @10 kHz across open switch</b>	0.3 pf
<p>1. The specification for VA rating may sometimes be exceeded for less sensitive (higher AT) switches, and should be decreased for very sensitive (lower AT) switches. Standex-Meder Electronics will run life tests specific to a customer's load upon request.</p> <p>2. Switch leakage current is limited to 100 microamperes</p>	

### Operating Characteristics

Magnetic Sensitivity (Pull-In excitation)	7 to 30 Ampere Turns
Hysteresis	Refer to Chart 2
Operate Time, including bounce (typ.)	0.5 Milliseconds
Release Time (typ.)	0.1 Milliseconds
Vibration, 10-2,000 Hz (G's Max.)	30 G
Shock, 11-ms. 1/2 Sine wave (G's Max.)	50 G
Operating Temperature	-40°C to + 125°C
Storage Temperature	-50°C to + 155°C
Wave Soldering Temperature (5 sec max)	260°C

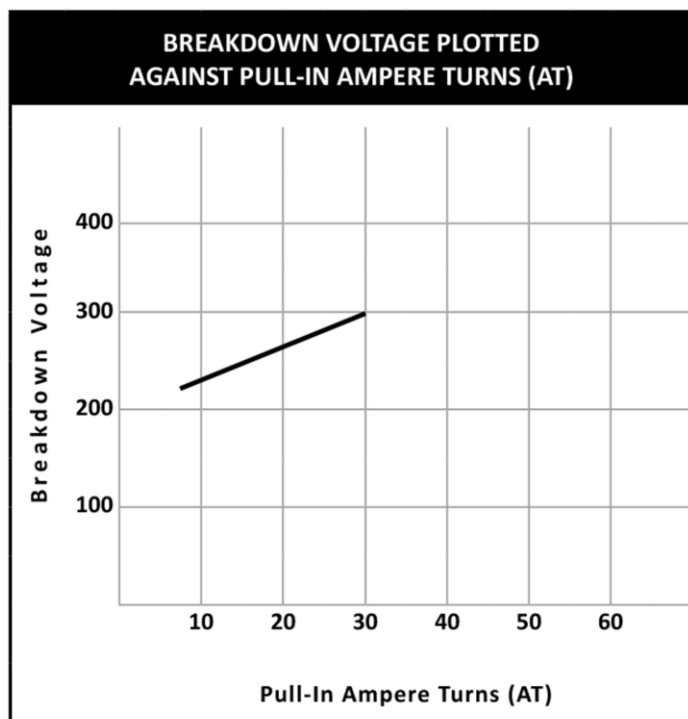


Chart 1

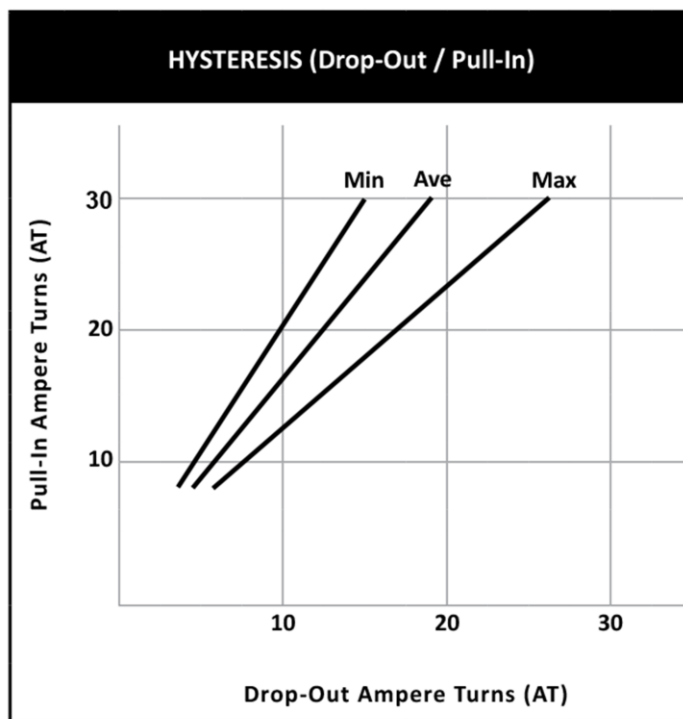


Chart 2